

**SUMMARY OF APPROVED BUDGET, UTILIZATIONS, DISBURSEMENTS AND BALANCES BY OBJECT OF EXPENDITURES  
(For Off-Budgetary Funds)**

**As at the Quarter Ending March 31, 2021**

Department : State Universities and Colleges (SUCs)  
 Agency/Entity : Batangas State University  
 Operating Unit : < not applicable >  
 Organization Code (UACS) : 08 038 0000000  
 Fund Cluster : 05 Internally Generated Funds

(e.g. UACS Fund Cluster: 05-Internally Generated Funds and 06-Business Related Funds)

Particulars	UACS CODE	Approved Budget			Utilizations					Disbursements					Balances		
		Approved Budgeted Revenue	Adjustments (Reductions, Modifications/	Adjusted Budgeted Revenue	1st Quarter Ending March 31	2nd Quarter Ending June 30	3rd Quarter Ending Sept. 30	4th Quarter Ending Dec. 31	Total	1st Quarter Ending March 31	2nd Quarter Ending June 30	3rd Quarter Ending Sept. 30	4th Quarter Ending Dec. 31	TOTAL	Unutilized Budget	Unpaid Obligations	
																Due and Demandable	Not Yet Due and Demandable
1	2	3	4	5=[(3+(-4))]	6	7	8	9	10=(6+7+8+9)	11	12	13	14	15=(11+12+13+14)	16=(5-10)	17	18
<b>SUMMARY</b>																	
<b>A. AGENCY SPECIFIC BUDGET</b>																	
Personnel Services		79,744,180.00	0.00	79,744,180.00	8,549,763.06	0.00	0.00	0.00	8,549,763.06	6,264,498.28	0.00	0.00	0.00	6,264,498.28	71,194,416.94	2,285,264.78	0.00
Salaries and Wages	5010100000	22,280,840.00	0.00	22,280,840.00	6,058,149.39	0.00	0.00	0.00	6,058,149.39	4,692,343.86	0.00	0.00	0.00	4,692,343.86	16,222,690.61	1,365,805.53	0.00
Salaries and Wages - Casual/Contractual	5010102000	22,280,840.00	0.00	22,280,840.00	6,058,149.39	0.00	0.00	0.00	6,058,149.39	4,692,343.86	0.00	0.00	0.00	4,692,343.86	16,222,690.61	1,365,805.53	0.00
Salaries and Wages - Casual/Contractual	5010102000	22,280,840.00	0.00	22,280,840.00	6,058,149.39	0.00	0.00	0.00	6,058,149.39	4,692,343.86	0.00	0.00	0.00	4,692,343.86	16,222,690.61	1,365,805.53	0.00
Other Compensation	5010200000	53,290,130.00	0.00	53,290,130.00	1,606,562.94	0.00	0.00	0.00	1,606,562.94	999,128.26	0.00	0.00	0.00	999,128.26	51,683,567.06	607,434.68	0.00
Personal Economic Relief Allowance (PERA)	5010201000	1,692,000.00	0.00	1,692,000.00	489,690.66	0.00	0.00	0.00	489,690.66	405,507.78	0.00	0.00	0.00	405,507.78	1,202,309.34	84,182.88	0.00
PERA - Civilian	5010201001	1,692,000.00	0.00	1,692,000.00	489,690.66	0.00	0.00	0.00	489,690.66	405,507.78	0.00	0.00	0.00	405,507.78	1,202,309.34	84,182.88	0.00
Clothing/Uniform Allowance	5010204000	498,000.00	0.00	498,000.00	0.00	0.00	0.00	0.00	0.00	0.00	0.00	0.00	0.00	0.00	498,000.00	0.00	0.00
Clothing/Uniform Allowance - Civilian	5010204001	498,000.00	0.00	498,000.00	0.00	0.00	0.00	0.00	0.00	0.00	0.00	0.00	0.00	0.00	498,000.00	0.00	0.00
Honoraria	5010210000	47,538,870.00	0.00	47,538,870.00	1,116,872.28	0.00	0.00	0.00	1,116,872.28	593,620.48	0.00	0.00	0.00	593,620.48	46,421,997.72	523,251.80	0.00
Honoraria - Civilian	5010210001	47,538,870.00	0.00	47,538,870.00	1,116,872.28	0.00	0.00	0.00	1,116,872.28	593,620.48	0.00	0.00	0.00	593,620.48	46,421,997.72	523,251.80	0.00
Hazard Pay (HP)	5010211000	963,870.00	0.00	963,870.00	0.00	0.00	0.00	0.00	0.00	0.00	0.00	0.00	0.00	0.00	963,870.00	0.00	0.00
Hazard Duty Pay - Civilian	5010211002	963,870.00	0.00	963,870.00	0.00	0.00	0.00	0.00	0.00	0.00	0.00	0.00	0.00	0.00	963,870.00	0.00	0.00
Year End Bonus	5010214000	2,182,390.00	0.00	2,182,390.00	0.00	0.00	0.00	0.00	0.00	0.00	0.00	0.00	0.00	0.00	2,182,390.00	0.00	0.00
Bonus - Civilian	5010214001	2,182,390.00	0.00	2,182,390.00	0.00	0.00	0.00	0.00	0.00	0.00	0.00	0.00	0.00	0.00	2,182,390.00	0.00	0.00
Cash Gift	5010215000	415,000.00	0.00	415,000.00	0.00	0.00	0.00	0.00	0.00	0.00	0.00	0.00	0.00	0.00	415,000.00	0.00	0.00
Cash Gift - Civilian	5010215001	415,000.00	0.00	415,000.00	0.00	0.00	0.00	0.00	0.00	0.00	0.00	0.00	0.00	0.00	415,000.00	0.00	0.00
Personnel Benefit Contributions	5010300000	3,173,210.00	0.00	3,173,210.00	885,050.73	0.00	0.00	0.00	885,050.73	573,026.16	0.00	0.00	0.00	573,026.16	2,288,159.27	312,024.57	0.00
Retirement and Life Insurance Premiums	5010301000	2,673,700.00	0.00	2,673,700.00	737,845.99	0.00	0.00	0.00	737,845.99	475,957.86	0.00	0.00	0.00	475,957.86	1,935,854.01	261,888.13	0.00
Retirement and Life Insurance Premiums	5010301000	2,673,700.00	0.00	2,673,700.00	737,845.99	0.00	0.00	0.00	737,845.99	475,957.86	0.00	0.00	0.00	475,957.86	1,935,854.01	261,888.13	0.00
Pag-IBIG Contributions	5010302000	84,600.00	0.00	84,600.00	25,700.00	0.00	0.00	0.00	25,700.00	17,000.00	0.00	0.00	0.00	17,000.00	58,900.00	8,700.00	0.00
Pag-IBIG - Civilian	5010302001	84,600.00	0.00	84,600.00	25,700.00	0.00	0.00	0.00	25,700.00	17,000.00	0.00	0.00	0.00	17,000.00	58,900.00	8,700.00	0.00
PhilHealth Contributions	5010303000	330,310.00	0.00	330,310.00	95,704.74	0.00	0.00	0.00	95,704.74	63,068.30	0.00	0.00	0.00	63,068.30	234,605.26	32,636.44	0.00
PhilHealth - Civilian	5010303001	330,310.00	0.00	330,310.00	95,704.74	0.00	0.00	0.00	95,704.74	63,068.30	0.00	0.00	0.00	63,068.30	234,605.26	32,636.44	0.00
Employees Compensation Insurance Premiums (ECIP)	5010304000	84,600.00	0.00	84,600.00	25,800.00	0.00	0.00	0.00	25,800.00	17,000.00	0.00	0.00	0.00	17,000.00	58,800.00	8,800.00	0.00
ECIP - Civilian	5010304001	84,600.00	0.00	84,600.00	25,800.00	0.00	0.00	0.00	25,800.00	17,000.00	0.00	0.00	0.00	17,000.00	58,800.00	8,800.00	0.00

Department : State Universities and Colleges (SUCs)  
 Agency/Entity : Batangas State University  
 Operating Unit : < not applicable >  
 Organization Code (UACS) : 08 038 0000000  
 Fund Cluster : 05 Internally Generated Funds

(e.g. UACS Fund Cluster: 05-Internally Generated Funds and 06-Business Related Funds)

Particulars	UACS CODE	Approved Budget			Utilizations					Disbursements					Balances		
		Approved Budgeted Revenue	Adjustments (Reductions, Modifications/)	Adjusted Budgeted Revenue	1st Quarter Ending March 31	2nd Quarter Ending June 30	3rd Quarter Ending Sept. 30	4th Quarter Ending Dec. 31	Total	1st Quarter Ending March 31	2nd Quarter Ending June 30	3rd Quarter Ending Sept. 30	4th Quarter Ending Dec. 31	TOTAL	Unutilized Budget	Unpaid Obligations	
																Due and Demandable	Not Yet Due and Demandable
1	2	3	4	5=[(3+(-)4)]	6	7	8	9	10=(6+7+8+9)	11	12	13	14	15=(11+12+13+14)	16=(5-10)	17	18
<b>SUMMARY</b>																	
<b>A. AGENCY SPECIFIC BUDGET</b>																	
Other Personnel Benefits	5010400000	1,000,000.00	0.00	1,000,000.00	0.00	0.00	0.00	0.00	0.00	0.00	0.00	0.00	0.00	0.00	1,000,000.00	0.00	0.00
Other Personnel Benefits	5010499000	1,000,000.00	0.00	1,000,000.00	0.00	0.00	0.00	0.00	0.00	0.00	0.00	0.00	0.00	0.00	1,000,000.00	0.00	0.00
Other Personnel Benefits	5010499099	1,000,000.00	0.00	1,000,000.00	0.00	0.00	0.00	0.00	0.00	0.00	0.00	0.00	0.00	0.00	1,000,000.00	0.00	0.00
Maintenance and Other Operating Expenses		580,487,680.00	0.00	580,487,680.00	37,252,565.92	0.00	0.00	0.00	37,252,565.92	29,975,521.41	0.00	0.00	0.00	29,975,521.41	543,235,114.08	4,326,240.94	2,950,803.57
Traveling Expenses	5020100000	8,342,700.00	0.00	8,342,700.00	23,980.00	0.00	0.00	0.00	23,980.00	0.00	0.00	0.00	0.00	0.00	8,318,720.00	22,700.00	1,280.00
Traveling Expenses - Local	5020101000	6,676,400.00	0.00	6,676,400.00	23,980.00	0.00	0.00	0.00	23,980.00	0.00	0.00	0.00	0.00	0.00	6,652,420.00	22,700.00	1,280.00
Traveling Expenses - Local	5020101000	6,676,400.00	0.00	6,676,400.00	23,980.00	0.00	0.00	0.00	23,980.00	0.00	0.00	0.00	0.00	0.00	6,652,420.00	22,700.00	1,280.00
Traveling Expenses - Foreign	5020102000	1,666,300.00	0.00	1,666,300.00	0.00	0.00	0.00	0.00	0.00	0.00	0.00	0.00	0.00	0.00	1,666,300.00	0.00	0.00
Traveling Expenses - Foreign	5020102000	1,666,300.00	0.00	1,666,300.00	0.00	0.00	0.00	0.00	0.00	0.00	0.00	0.00	0.00	0.00	1,666,300.00	0.00	0.00
Training and Scholarship Expenses	5020200000	61,657,580.00	16,000.00	61,673,580.00	745,462.06	0.00	0.00	0.00	745,462.06	238,991.40	0.00	0.00	0.00	238,991.40	60,928,117.94	476,720.66	29,750.00
Training Expenses	5020201000	17,657,270.00	16,000.00	17,673,270.00	100,342.82	0.00	0.00	0.00	100,342.82	66,500.00	0.00	0.00	0.00	66,500.00	17,572,927.18	4,092.82	29,750.00
Training Expenses	5020201002	17,657,270.00	16,000.00	17,673,270.00	100,342.82	0.00	0.00	0.00	100,342.82	66,500.00	0.00	0.00	0.00	66,500.00	17,572,927.18	4,092.82	29,750.00
Scholarship Grants/Expenses	5020202000	44,000,310.00	0.00	44,000,310.00	645,119.24	0.00	0.00	0.00	645,119.24	172,491.40	0.00	0.00	0.00	172,491.40	43,355,190.76	472,627.84	0.00
Scholarship Grants/Expenses	5020202000	44,000,310.00	0.00	44,000,310.00	645,119.24	0.00	0.00	0.00	645,119.24	172,491.40	0.00	0.00	0.00	172,491.40	43,355,190.76	472,627.84	0.00
Supplies and Materials Expenses	5020300000	68,245,220.00	66,750.00	68,311,970.00	1,175,113.32	0.00	0.00	0.00	1,175,113.32	123,304.20	0.00	0.00	0.00	123,304.20	67,136,856.68	379,511.40	672,297.72
Office Supplies Expenses	5020301000	21,891,140.00	(6,130.00)	21,885,010.00	294,121.07	0.00	0.00	0.00	294,121.07	10,698.07	0.00	0.00	0.00	10,698.07	21,590,888.93	92,758.00	190,665.00
Office Supplies Expenses	5020301002	21,891,140.00	(6,130.00)	21,885,010.00	294,121.07	0.00	0.00	0.00	294,121.07	10,698.07	0.00	0.00	0.00	10,698.07	21,590,888.93	92,758.00	190,665.00
Accountable Forms Expenses	5020302000	306,190.00	3,000.00	309,190.00	3,000.00	0.00	0.00	0.00	3,000.00	3,000.00	0.00	0.00	0.00	3,000.00	306,190.00	0.00	0.00
Accountable Forms Expenses	5020302000	306,190.00	3,000.00	309,190.00	3,000.00	0.00	0.00	0.00	3,000.00	3,000.00	0.00	0.00	0.00	3,000.00	306,190.00	0.00	0.00
Drugs and Medicines Expenses	5020307000	1,629,240.00	0.00	1,629,240.00	18,977.50	0.00	0.00	0.00	18,977.50	0.00	0.00	0.00	0.00	0.00	1,610,262.50	7,187.00	11,790.50
Drugs and Medicines Expenses	5020307000	1,629,240.00	0.00	1,629,240.00	18,977.50	0.00	0.00	0.00	18,977.50	0.00	0.00	0.00	0.00	0.00	1,610,262.50	7,187.00	11,790.50
Medical, Dental and Laboratory Supplies Expenses	5020308000	6,686,930.00	(39,000.00)	6,647,930.00	6,166.50	0.00	0.00	0.00	6,166.50	0.00	0.00	0.00	0.00	0.00	6,641,763.50	3,300.00	2,866.50
Medical, Dental and Laboratory Supplies Expenses	5020308000	6,686,930.00	(39,000.00)	6,647,930.00	6,166.50	0.00	0.00	0.00	6,166.50	0.00	0.00	0.00	0.00	0.00	6,641,763.50	3,300.00	2,866.50
Fuel, Oil and Lubricants Expenses	5020309000	1,076,390.00	0.00	1,076,390.00	200.00	0.00	0.00	0.00	200.00	0.00	0.00	0.00	0.00	0.00	1,076,190.00	0.00	200.00
Fuel, Oil and Lubricants Expenses	5020309000	1,076,390.00	0.00	1,076,390.00	200.00	0.00	0.00	0.00	200.00	0.00	0.00	0.00	0.00	0.00	1,076,190.00	0.00	200.00
Textbooks and Instructional Materials Expenses	5020311000	2,067,510.00	0.00	2,067,510.00	0.00	0.00	0.00	0.00	0.00	0.00	0.00	0.00	0.00	0.00	2,067,510.00	0.00	0.00
Textbooks and Instructional Materials Expenses	5020311001	2,067,510.00	0.00	2,067,510.00	0.00	0.00	0.00	0.00	0.00	0.00	0.00	0.00	0.00	0.00	2,067,510.00	0.00	0.00
Semi-Expendable Machinery and Equipment Expenses	5020321000	10,973,450.00	39,000.00	11,012,450.00	131,950.00	0.00	0.00	0.00	131,950.00	0.00	0.00	0.00	0.00	0.00	10,880,500.00	18,600.00	113,350.00
Machinery	5020321001	5,700,210.00	0.00	5,700,210.00	25,960.00	0.00	0.00	0.00	25,960.00	0.00	0.00	0.00	0.00	0.00	5,674,250.00	0.00	25,960.00

Department : State Universities and Colleges (SUCs)  
 Agency/Entity : Batangas State University  
 Operating Unit : < not applicable >  
 Organization Code (UACS) : 08 038 0000000  
 Fund Cluster : 05 Internally Generated Funds

(e.g. UACS Fund Cluster: 05-Internally Generated Funds and 06-Business Related Funds)

Particulars	UACS CODE	Approved Budget			Utilizations					Disbursements					Balances		
		Approved Budgeted Revenue	Adjustments (Reductions, Modifications/)	Adjusted Budgeted Revenue	1st Quarter Ending March 31	2nd Quarter Ending June 30	3rd Quarter Ending Sept. 30	4th Quarter Ending Dec. 31	Total	1st Quarter Ending March 31	2nd Quarter Ending June 30	3rd Quarter Ending Sept. 30	4th Quarter Ending Dec. 31	TOTAL	Unutilized Budget	Unpaid Obligations	
																Due and Demandable	Not Yet Due and Demandable
1	2	3	4	5=[(3+(-)4)]	6	7	8	9	10=(6+7+8+9)	11	12	13	14	15=(11+12+13+14)	16=(5-10)	17	18
<b>SUMMARY</b>																	
<b>A. AGENCY SPECIFIC BUDGET</b>																	
Office Equipment	5020321002	87,600.00	0.00	87,600.00	0.00	0.00	0.00	0.00	0.00	0.00	0.00	0.00	0.00	0.00	87,600.00	0.00	0.00
Information and Communications Technology	5020321003	850,400.00	0.00	850,400.00	28,600.00	0.00	0.00	0.00	28,600.00	0.00	0.00	0.00	0.00	0.00	821,800.00	0.00	28,600.00
Communications Equipment	5020321007	354,800.00	0.00	354,800.00	0.00	0.00	0.00	0.00	0.00	0.00	0.00	0.00	0.00	0.00	354,800.00	0.00	0.00
Medical Equipment	5020321010	98,400.00	39,000.00	137,400.00	51,000.00	0.00	0.00	0.00	51,000.00	0.00	0.00	0.00	0.00	0.00	86,400.00	0.00	51,000.00
Sports Equipment	5020321012	410,090.00	0.00	410,090.00	0.00	0.00	0.00	0.00	0.00	0.00	0.00	0.00	0.00	0.00	410,090.00	0.00	0.00
Technical and Scientific Equipment	5020321013	153,900.00	0.00	153,900.00	0.00	0.00	0.00	0.00	0.00	0.00	0.00	0.00	0.00	0.00	153,900.00	0.00	0.00
Other Machinery and Equipment	5020321099	3,318,050.00	0.00	3,318,050.00	26,390.00	0.00	0.00	0.00	26,390.00	0.00	0.00	0.00	0.00	0.00	3,291,660.00	18,600.00	7,790.00
Semi-Expendable Furniture, Fixtures and Books Expenses	5020322000	6,928,720.00	66,100.00	6,994,820.00	238,224.10	0.00	0.00	0.00	238,224.10	2,767.45	0.00	0.00	0.00	2,767.45	6,756,595.90	166,256.65	69,200.00
Furniture and Fixtures	5020322001	6,923,720.00	(33,900.00)	6,889,820.00	138,224.10	0.00	0.00	0.00	138,224.10	2,767.45	0.00	0.00	0.00	2,767.45	6,751,595.90	66,256.65	69,200.00
Books	5020322002	5,000.00	100,000.00	105,000.00	100,000.00	0.00	0.00	0.00	100,000.00	0.00	0.00	0.00	0.00	0.00	5,000.00	100,000.00	0.00
Other Supplies and Materials Expenses	5020399000	16,685,650.00	3,780.00	16,689,430.00	482,474.15	0.00	0.00	0.00	482,474.15	106,838.68	0.00	0.00	0.00	106,838.68	16,206,955.85	91,409.75	284,225.72
Other Supplies and Materials Expenses	5020399000	16,685,650.00	3,780.00	16,689,430.00	482,474.15	0.00	0.00	0.00	482,474.15	106,838.68	0.00	0.00	0.00	106,838.68	16,206,955.85	91,409.75	284,225.72
Utility Expenses	5020400000	19,199,550.00	0.00	19,199,550.00	289,368.60	0.00	0.00	0.00	289,368.60	289,368.60	0.00	0.00	0.00	289,368.60	18,910,181.40	0.00	0.00
Water Expenses	5020401000	43,800.00	0.00	43,800.00	0.00	0.00	0.00	0.00	0.00	0.00	0.00	0.00	0.00	0.00	43,800.00	0.00	0.00
Water Expenses	5020401000	43,800.00	0.00	43,800.00	0.00	0.00	0.00	0.00	0.00	0.00	0.00	0.00	0.00	0.00	43,800.00	0.00	0.00
Electricity Expenses	5020402000	19,155,750.00	0.00	19,155,750.00	289,368.60	0.00	0.00	0.00	289,368.60	289,368.60	0.00	0.00	0.00	289,368.60	18,866,381.40	0.00	0.00
Electricity Expenses	5020402000	19,155,750.00	0.00	19,155,750.00	289,368.60	0.00	0.00	0.00	289,368.60	289,368.60	0.00	0.00	0.00	289,368.60	18,866,381.40	0.00	0.00
Communication Expenses	5020500000	6,868,760.00	(15,530.00)	6,853,230.00	45,214.06	0.00	0.00	0.00	45,214.06	17,631.34	0.00	0.00	0.00	17,631.34	6,808,015.94	1,002.72	26,580.00
Postage and Courier Services	5020501000	34,300.00	470.00	34,770.00	770.00	0.00	0.00	0.00	770.00	0.00	0.00	0.00	0.00	0.00	34,000.00	0.00	770.00
Postage and Courier Services	5020501000	34,300.00	470.00	34,770.00	770.00	0.00	0.00	0.00	770.00	0.00	0.00	0.00	0.00	0.00	34,000.00	0.00	770.00
Telephone Expenses	5020502000	988,800.00	0.00	988,800.00	44,444.06	0.00	0.00	0.00	44,444.06	17,631.34	0.00	0.00	0.00	17,631.34	944,355.94	1,002.72	25,810.00
Landline	5020502002	988,800.00	0.00	988,800.00	44,444.06	0.00	0.00	0.00	44,444.06	17,631.34	0.00	0.00	0.00	17,631.34	944,355.94	1,002.72	25,810.00
Internet Subscription Expenses	5020503000	5,842,460.00	(16,000.00)	5,826,460.00	0.00	0.00	0.00	0.00	0.00	0.00	0.00	0.00	0.00	0.00	5,826,460.00	0.00	0.00
Internet Subscription Expenses	5020503000	5,842,460.00	(16,000.00)	5,826,460.00	0.00	0.00	0.00	0.00	0.00	0.00	0.00	0.00	0.00	0.00	5,826,460.00	0.00	0.00
Cable, Satellite, Telegraph and Radio Expenses	5020504000	3,200.00	0.00	3,200.00	0.00	0.00	0.00	0.00	0.00	0.00	0.00	0.00	0.00	0.00	3,200.00	0.00	0.00
Cable, Satellite, Telegraph and Radio Expenses	5020504000	3,200.00	0.00	3,200.00	0.00	0.00	0.00	0.00	0.00	0.00	0.00	0.00	0.00	0.00	3,200.00	0.00	0.00
Awards/Rewards and Prizes	5020600000	381,400.00	0.00	381,400.00	0.00	0.00	0.00	0.00	0.00	0.00	0.00	0.00	0.00	0.00	381,400.00	0.00	0.00
Awards/Rewards Expenses	5020601000	381,400.00	0.00	381,400.00	0.00	0.00	0.00	0.00	0.00	0.00	0.00	0.00	0.00	0.00	381,400.00	0.00	0.00
Awards/Rewards Expenses	5020601001	381,400.00	0.00	381,400.00	0.00	0.00	0.00	0.00	0.00	0.00	0.00	0.00	0.00	0.00	381,400.00	0.00	0.00
Professional Services	5021100000	132,835,320.00	246,000.00	133,081,320.00	24,975,990.68	0.00	0.00	0.00	24,975,990.68	22,009,272.97	0.00	0.00	0.00	22,009,272.97	108,105,329.32	2,480,717.71	486,000.00
Legal Services	5021101000	636,500.00	0.00	636,500.00	0.00	0.00	0.00	0.00	0.00	0.00	0.00	0.00	0.00	0.00	636,500.00	0.00	0.00

Department : State Universities and Colleges (SUCs)  
 Agency/Entity : Batangas State University  
 Operating Unit : < not applicable >  
 Organization Code (UACS) : 08 038 0000000  
 Fund Cluster : 05 Internally Generated Funds

(e.g. UACS Fund Cluster: 05-Internally Generated Funds and 06-Business Related Funds)

Particulars	UACS CODE	Approved Budget			Utilizations					Disbursements					Balances		
		Approved Budgeted Revenue	Adjustments (Reductions, Modifications/)	Adjusted Budgeted Revenue	1st Quarter Ending March 31	2nd Quarter Ending June 30	3rd Quarter Ending Sept. 30	4th Quarter Ending Dec. 31	Total	1st Quarter Ending March 31	2nd Quarter Ending June 30	3rd Quarter Ending Sept. 30	4th Quarter Ending Dec. 31	TOTAL	Unutilized Budget	Unpaid Obligations	
																Due and Demandable	Not Yet Due and Demandable
1	2	3	4	5=[(3+(-)4)]	6	7	8	9	10=(6+7+8+9)	11	12	13	14	15=(11+12+13+14)	16=(5-10)	17	18
<b>SUMMARY</b>																	
<b>A. AGENCY SPECIFIC BUDGET</b>																	
Legal Services	5021101000	636,500.00	0.00	636,500.00	0.00	0.00	0.00	0.00	0.00	0.00	0.00	0.00	0.00	0.00	636,500.00	0.00	0.00
Auditing Services	5021102000	128,920.00	0.00	128,920.00	0.00	0.00	0.00	0.00	0.00	0.00	0.00	0.00	0.00	0.00	128,920.00	0.00	0.00
Auditing Services	5021102000	128,920.00	0.00	128,920.00	0.00	0.00	0.00	0.00	0.00	0.00	0.00	0.00	0.00	0.00	128,920.00	0.00	0.00
Consultancy Services	5021103000	3,810,000.00	0.00	3,810,000.00	135,000.00	0.00	0.00	0.00	135,000.00	121,500.00	0.00	0.00	0.00	121,500.00	3,675,000.00	13,500.00	0.00
Consultancy Services	5021103002	3,810,000.00	0.00	3,810,000.00	135,000.00	0.00	0.00	0.00	135,000.00	121,500.00	0.00	0.00	0.00	121,500.00	3,675,000.00	13,500.00	0.00
Other Professional Services	5021199000	128,259,900.00	246,000.00	128,505,900.00	24,840,990.88	0.00	0.00	0.00	24,840,990.88	21,887,772.97	0.00	0.00	0.00	21,887,772.97	103,664,909.32	2,467,217.71	486,000.00
Other Professional Services	5021199000	128,259,900.00	246,000.00	128,505,900.00	24,840,990.88	0.00	0.00	0.00	24,840,990.88	21,887,772.97	0.00	0.00	0.00	21,887,772.97	103,664,909.32	2,467,217.71	486,000.00
<b>General Services</b>	5021200000	149,404,420.00	(291,863.01)	149,112,556.99	6,531,007.84	0.00	0.00	0.00	6,531,007.84	6,016,480.68	0.00	0.00	0.00	6,016,480.68	142,581,549.15	252,760.29	261,766.87
Janitorial Services	5021202000	13,007,680.00	0.00	13,007,680.00	206,911.96	0.00	0.00	0.00	206,911.96	107,204.49	0.00	0.00	0.00	107,204.49	12,800,768.04	99,707.47	0.00
Janitorial Services	5021202000	13,007,680.00	0.00	13,007,680.00	206,911.96	0.00	0.00	0.00	206,911.96	107,204.49	0.00	0.00	0.00	107,204.49	12,800,768.04	99,707.47	0.00
Security Services	5021203000	25,306,440.00	0.00	25,306,440.00	55,422.74	0.00	0.00	0.00	55,422.74	0.00	0.00	0.00	0.00	0.00	25,251,017.26	55,422.74	0.00
Security Services	5021203000	25,306,440.00	0.00	25,306,440.00	55,422.74	0.00	0.00	0.00	55,422.74	0.00	0.00	0.00	0.00	0.00	25,251,017.26	55,422.74	0.00
Other General Services	5021299000	111,090,300.00	(291,863.01)	110,798,436.99	6,268,673.14	0.00	0.00	0.00	6,268,673.14	5,909,276.19	0.00	0.00	0.00	5,909,276.19	104,529,763.85	97,630.08	261,766.87
Other General Services	5021299099	111,090,300.00	(291,863.01)	110,798,436.99	6,268,673.14	0.00	0.00	0.00	6,268,673.14	5,909,276.19	0.00	0.00	0.00	5,909,276.19	104,529,763.85	97,630.08	261,766.87
<b>Repairs and Maintenance</b>	5021300000	16,034,840.00	(65,500.00)	15,969,340.00	159,904.91	0.00	0.00	0.00	159,904.91	0.00	0.00	0.00	0.00	0.00	15,809,435.09	79,504.96	80,399.95
Repairs and Maintenance - Buildings and Other Structures	5021304000	9,347,180.00	(16,100.00)	9,331,080.00	109,874.91	0.00	0.00	0.00	109,874.91	0.00	0.00	0.00	0.00	0.00	9,221,205.09	79,504.96	30,369.95
School Buildings	5021304002	8,050,380.00	(16,100.00)	8,034,280.00	107,924.91	0.00	0.00	0.00	107,924.91	0.00	0.00	0.00	0.00	0.00	7,926,355.09	79,504.96	28,419.95
Other Structures	5021304099	1,296,800.00	0.00	1,296,800.00	1,950.00	0.00	0.00	0.00	1,950.00	0.00	0.00	0.00	0.00	0.00	1,294,850.00	0.00	1,950.00
Repairs and Maintenance - Machinery and Equipment	5021305000	5,713,660.00	(19,400.00)	5,694,260.00	50,030.00	0.00	0.00	0.00	50,030.00	0.00	0.00	0.00	0.00	0.00	5,644,230.00	0.00	50,030.00
Machinery	5021305001	647,950.00	0.00	647,950.00	0.00	0.00	0.00	0.00	0.00	0.00	0.00	0.00	0.00	0.00	647,950.00	0.00	0.00
Office Equipment	5021305002	1,294,430.00	(10,000.00)	1,284,430.00	49,430.00	0.00	0.00	0.00	49,430.00	0.00	0.00	0.00	0.00	0.00	1,235,000.00	0.00	49,430.00
Information and Communication Technology	5021305003	1,674,360.00	(9,400.00)	1,664,960.00	600.00	0.00	0.00	0.00	600.00	0.00	0.00	0.00	0.00	0.00	1,664,360.00	0.00	600.00
Communication Equipment	5021305007	100,000.00	0.00	100,000.00	0.00	0.00	0.00	0.00	0.00	0.00	0.00	0.00	0.00	0.00	100,000.00	0.00	0.00
Medical Equipment	5021305011	182,030.00	0.00	182,030.00	0.00	0.00	0.00	0.00	0.00	0.00	0.00	0.00	0.00	0.00	182,030.00	0.00	0.00
Sports Equipment	5021305013	35,000.00	0.00	35,000.00	0.00	0.00	0.00	0.00	0.00	0.00	0.00	0.00	0.00	0.00	35,000.00	0.00	0.00
Technical and Scientific Equipment	5021305014	330,000.00	0.00	330,000.00	0.00	0.00	0.00	0.00	0.00	0.00	0.00	0.00	0.00	0.00	330,000.00	0.00	0.00
Other Machinery and Equipment	5021305099	1,449,890.00	0.00	1,449,890.00	0.00	0.00	0.00	0.00	0.00	0.00	0.00	0.00	0.00	0.00	1,449,890.00	0.00	0.00
Repairs and Maintenance - Transportation Equipment	5021306000	250,000.00	0.00	250,000.00	0.00	0.00	0.00	0.00	0.00	0.00	0.00	0.00	0.00	0.00	250,000.00	0.00	0.00
Motor Vehicles	5021306001	250,000.00	0.00	250,000.00	0.00	0.00	0.00	0.00	0.00	0.00	0.00	0.00	0.00	0.00	250,000.00	0.00	0.00
Repairs and Maintenance - Furniture and Fixtures	5021307000	674,000.00	(30,000.00)	644,000.00	0.00	0.00	0.00	0.00	0.00	0.00	0.00	0.00	0.00	0.00	644,000.00	0.00	0.00

Department : State Universities and Colleges (SUCs)  
 Agency/Entity : Batangas State University  
 Operating Unit : < not applicable >  
 Organization Code (UACS) : 08 038 0000000  
 Fund Cluster : 05 Internally Generated Funds

(e.g. UACS Fund Cluster: 05-Internally Generated Funds and 06-Business Related Funds)

Particulars	UACS CODE	Approved Budget			Utilizations					Disbursements					Balances		
		Approved Budgeted Revenue	Adjustments (Reductions, Modifications/)	Adjusted Budgeted Revenue	1st Quarter Ending March 31	2nd Quarter Ending June 30	3rd Quarter Ending Sept. 30	4th Quarter Ending Dec. 31	Total	1st Quarter Ending March 31	2nd Quarter Ending June 30	3rd Quarter Ending Sept. 30	4th Quarter Ending Dec. 31	TOTAL	Unutilized Budget	Unpaid Obligations	
																Due and Demandable	Not Yet Due and Demandable
1	2	3	4	5=[(3+(-)4)]	6	7	8	9	10=(6+7+8+9)	11	12	13	14	15=(11+12+13+14)	16=(5-10)	17	18
<b>SUMMARY</b>																	
<b>A. AGENCY SPECIFIC BUDGET</b>																	
Repairs and Maintenance - Furniture and Fixtures	5021307000	674,000.00	(30,000.00)	644,000.00	0.00	0.00	0.00	0.00	0.00	0.00	0.00	0.00	0.00	0.00	644,000.00	0.00	0.00
Repairs and Maintenance - Other Property, Plant and Equipment	5021399000	50,000.00	0.00	50,000.00	0.00	0.00	0.00	0.00	0.00	0.00	0.00	0.00	0.00	0.00	50,000.00	0.00	0.00
Other Property, Plant and Equipment	5021399099	50,000.00	0.00	50,000.00	0.00	0.00	0.00	0.00	0.00	0.00	0.00	0.00	0.00	0.00	50,000.00	0.00	0.00
Taxes, Insurance Premiums and Other Fees	5021500000	13,492,060.00	79,918.01	13,571,978.01	550,244.31	0.00	0.00	0.00	550,244.31	406,855.43	0.00	0.00	0.00	406,855.43	13,021,733.70	143,388.88	0.00
Taxes, Duties and Licenses	5021501000	646,500.00	(58,895.00)	587,605.00	147,443.88	0.00	0.00	0.00	147,443.88	4,055.00	0.00	0.00	0.00	4,055.00	440,161.12	143,388.88	0.00
Taxes, Duties and Licenses	5021501001	646,500.00	(58,895.00)	587,605.00	147,443.88	0.00	0.00	0.00	147,443.88	4,055.00	0.00	0.00	0.00	4,055.00	440,161.12	143,388.88	0.00
Fidelity Bond Premiums	5021502000	96,300.00	138,813.01	235,113.01	233,488.01	0.00	0.00	0.00	233,488.01	233,488.01	0.00	0.00	0.00	233,488.01	1,625.00	0.00	0.00
Fidelity Bond Premiums	5021502000	96,300.00	138,813.01	235,113.01	233,488.01	0.00	0.00	0.00	233,488.01	233,488.01	0.00	0.00	0.00	233,488.01	1,625.00	0.00	0.00
Insurance Expenses	5021503000	12,749,260.00	0.00	12,749,260.00	169,312.42	0.00	0.00	0.00	169,312.42	169,312.42	0.00	0.00	0.00	169,312.42	12,579,947.58	0.00	0.00
Insurance Expenses	5021503000	12,749,260.00	0.00	12,749,260.00	169,312.42	0.00	0.00	0.00	169,312.42	169,312.42	0.00	0.00	0.00	169,312.42	12,579,947.58	0.00	0.00
Other Maintenance and Operating Expenses	5029900000	104,025,830.00	(35,775.00)	103,990,055.00	2,756,280.14	0.00	0.00	0.00	2,756,280.14	873,616.79	0.00	0.00	0.00	873,616.79	101,233,774.86	489,934.32	1,382,729.03
Advertising Expenses	5029901000	87,000.00	0.00	87,000.00	0.00	0.00	0.00	0.00	0.00	0.00	0.00	0.00	0.00	0.00	87,000.00	0.00	0.00
Advertising Expenses	5029901000	87,000.00	0.00	87,000.00	0.00	0.00	0.00	0.00	0.00	0.00	0.00	0.00	0.00	0.00	87,000.00	0.00	0.00
Printing and Publication Expenses	5029902000	5,368,200.00	0.00	5,368,200.00	1,344.00	0.00	0.00	0.00	1,344.00	1,344.00	0.00	0.00	0.00	1,344.00	5,366,856.00	0.00	0.00
Printing and Publication Expenses	5029902000	5,368,200.00	0.00	5,368,200.00	1,344.00	0.00	0.00	0.00	1,344.00	1,344.00	0.00	0.00	0.00	1,344.00	5,366,856.00	0.00	0.00
Representation Expenses	5029903000	1,074,520.00	0.00	1,074,520.00	34,220.00	0.00	0.00	0.00	34,220.00	0.00	0.00	0.00	0.00	0.00	1,040,300.00	29,000.00	5,220.00
Representation Expenses	5029903000	1,074,520.00	0.00	1,074,520.00	34,220.00	0.00	0.00	0.00	34,220.00	0.00	0.00	0.00	0.00	0.00	1,040,300.00	29,000.00	5,220.00
Transportation and Delivery Expenses	5029904000	20,000.00	0.00	20,000.00	0.00	0.00	0.00	0.00	0.00	0.00	0.00	0.00	0.00	0.00	20,000.00	0.00	0.00
Transportation and Delivery Expenses	5029904000	20,000.00	0.00	20,000.00	0.00	0.00	0.00	0.00	0.00	0.00	0.00	0.00	0.00	0.00	20,000.00	0.00	0.00
Rent/Lease Expenses	5029905000	5,434,400.00	70,999.00	5,505,399.00	80,999.00	0.00	0.00	0.00	80,999.00	1,000.00	0.00	0.00	0.00	1,000.00	5,424,400.00	60,999.00	19,000.00
Rents - Building and Structures	5029905001	4,894,400.00	0.00	4,894,400.00	0.00	0.00	0.00	0.00	0.00	0.00	0.00	0.00	0.00	0.00	4,894,400.00	0.00	0.00
Rents - Motor Vehicles	5029905003	540,000.00	21,000.00	561,000.00	31,000.00	0.00	0.00	0.00	31,000.00	1,000.00	0.00	0.00	0.00	1,000.00	530,000.00	11,000.00	19,000.00
Rents - Equipment	5029905004	0.00	49,999.00	49,999.00	49,999.00	0.00	0.00	0.00	49,999.00	0.00	0.00	0.00	0.00	0.00	0.00	49,999.00	0.00
Membership Dues and Contributions to Organizations	5029906000	3,283,100.00	0.00	3,283,100.00	102,064.17	0.00	0.00	0.00	102,064.17	41,446.56	0.00	0.00	0.00	41,446.56	3,181,035.83	60,617.61	0.00
Membership Dues and Contributions to Organizations	5029906000	3,283,100.00	0.00	3,283,100.00	102,064.17	0.00	0.00	0.00	102,064.17	41,446.56	0.00	0.00	0.00	41,446.56	3,181,035.83	60,617.61	0.00
Subscription Expenses	5029907000	18,513,370.00	17,682.70	18,531,052.70	17,682.70	0.00	0.00	0.00	17,682.70	12,411.94	0.00	0.00	0.00	12,411.94	18,513,370.00	5,270.76	0.00
Other Subscription Expenses	5029907099	18,513,370.00	17,682.70	18,531,052.70	17,682.70	0.00	0.00	0.00	17,682.70	12,411.94	0.00	0.00	0.00	12,411.94	18,513,370.00	5,270.76	0.00
Other Maintenance and Operating Expenses	5029999000	70,245,240.00	(124,456.70)	70,120,783.30	2,519,970.27	0.00	0.00	0.00	2,519,970.27	817,414.29	0.00	0.00	0.00	817,414.29	67,600,813.03	334,046.95	1,368,509.03
Other Maintenance and Operating Expenses	5029999099	70,245,240.00	(124,456.70)	70,120,783.30	2,519,970.27	0.00	0.00	0.00	2,519,970.27	817,414.29	0.00	0.00	0.00	817,414.29	67,600,813.03	334,046.95	1,368,509.03

Department : State Universities and Colleges (SUCs)  
 Agency/Entity : Batangas State University  
 Operating Unit : < not applicable >  
 Organization Code (UACS) : 08 038 0000000  
 Fund Cluster : 05 Internally Generated Funds

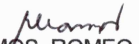
(e.g. UACS Fund Cluster: 05-Internally Generated Funds and 06-Business Related Funds)

Particulars	UACS CODE	Approved Budget			Utilizations					Disbursements					Balances		
		Approved Budgeted Revenue	Adjustments (Reductions, Modifications/)	Adjusted Budgeted Revenue	1st Quarter Ending March 31	2nd Quarter Ending June 30	3rd Quarter Ending Sept. 30	4th Quarter Ending Dec. 31	Total	1st Quarter Ending March 31	2nd Quarter Ending June 30	3rd Quarter Ending Sept. 30	4th Quarter Ending Dec. 31	TOTAL	Unutilized Budget	Unpaid Obligations	
																Due and Demandable	Not Yet Due and Demandable
1	2	3	4	5=[(3+(-)4)]	6	7	8	9	10=(6+7+8+9)	11	12	13	14	15=(11+12+13+14)	16=(5-10)	17	18
<b>SUMMARY</b>																	
<b>A. AGENCY SPECIFIC BUDGET</b>																	
Capital Outlays		177,147,540.00	0.00	177,147,540.00	9,029,349.00	0.00	0.00	0.00	9,029,349.00	8,902,039.68	0.00	0.00	0.00	8,902,039.68	168,118,191.00	127,309.32	0.00
Property, Plant and Equipment Outlay	5060400000	174,512,540.00	0.00	174,512,540.00	8,608,400.00	0.00	0.00	0.00	8,608,400.00	8,507,400.00	0.00	0.00	0.00	8,507,400.00	165,904,140.00	101,000.00	0.00
Land Outlay	5060401000	8,507,400.00	0.00	8,507,400.00	8,507,400.00	0.00	0.00	0.00	8,507,400.00	8,507,400.00	0.00	0.00	0.00	8,507,400.00	0.00	0.00	0.00
Land	5060401001	8,507,400.00	0.00	8,507,400.00	8,507,400.00	0.00	0.00	0.00	8,507,400.00	8,507,400.00	0.00	0.00	0.00	8,507,400.00	0.00	0.00	0.00
Land Improvements Outlay	5060402000	0.00	396,064.80	396,064.80	0.00	0.00	0.00	0.00	0.00	0.00	0.00	0.00	0.00	0.00	396,064.80	0.00	0.00
Other Land Improvements	5060402099	0.00	396,064.80	396,064.80	0.00	0.00	0.00	0.00	0.00	0.00	0.00	0.00	0.00	0.00	396,064.80	0.00	0.00
Infrastructure Outlay	5060403000	7,059,200.00	0.00	7,059,200.00	0.00	0.00	0.00	0.00	0.00	0.00	0.00	0.00	0.00	0.00	7,059,200.00	0.00	0.00
Power Supply Systems	5060403005	7,059,200.00	0.00	7,059,200.00	0.00	0.00	0.00	0.00	0.00	0.00	0.00	0.00	0.00	0.00	7,059,200.00	0.00	0.00
Buildings and Other Structures	5060404000	74,940,410.00	0.00	74,940,410.00	0.00	0.00	0.00	0.00	0.00	0.00	0.00	0.00	0.00	0.00	74,940,410.00	0.00	0.00
School Buildings	5060404002	74,771,410.00	0.00	74,771,410.00	0.00	0.00	0.00	0.00	0.00	0.00	0.00	0.00	0.00	0.00	74,771,410.00	0.00	0.00
Other Structures	5060404099	169,000.00	0.00	169,000.00	0.00	0.00	0.00	0.00	0.00	0.00	0.00	0.00	0.00	0.00	169,000.00	0.00	0.00
Machinery and Equipment Outlay	5060405000	51,584,160.00	(360,064.80)	51,224,095.20	0.00	0.00	0.00	0.00	0.00	0.00	0.00	0.00	0.00	0.00	51,224,095.20	0.00	0.00
Office Equipment	5060405002	8,699,140.00	(265,064.80)	8,434,075.20	0.00	0.00	0.00	0.00	0.00	0.00	0.00	0.00	0.00	0.00	8,434,075.20	0.00	0.00
Information and Communication Technology	5060405003	12,638,370.00	(45,000.00)	12,593,370.00	0.00	0.00	0.00	0.00	0.00	0.00	0.00	0.00	0.00	0.00	12,593,370.00	0.00	0.00
Communication Equipment	5060405007	485,290.00	0.00	485,290.00	0.00	0.00	0.00	0.00	0.00	0.00	0.00	0.00	0.00	0.00	485,290.00	0.00	0.00
Disaster Response and Rescue Equipment	5060405009	1,212,000.00	0.00	1,212,000.00	0.00	0.00	0.00	0.00	0.00	0.00	0.00	0.00	0.00	0.00	1,212,000.00	0.00	0.00
Medical Equipment	5060405011	4,173,940.00	0.00	4,173,940.00	0.00	0.00	0.00	0.00	0.00	0.00	0.00	0.00	0.00	0.00	4,173,940.00	0.00	0.00
Sports Equipment	5060405013	3,643,910.00	0.00	3,643,910.00	0.00	0.00	0.00	0.00	0.00	0.00	0.00	0.00	0.00	0.00	3,643,910.00	0.00	0.00
Technical and Scientific Equipment	5060405014	13,898,300.00	(50,000.00)	13,848,300.00	0.00	0.00	0.00	0.00	0.00	0.00	0.00	0.00	0.00	0.00	13,848,300.00	0.00	0.00
Other Machinery and Equipment	5060405099	6,833,210.00	0.00	6,833,210.00	0.00	0.00	0.00	0.00	0.00	0.00	0.00	0.00	0.00	0.00	6,833,210.00	0.00	0.00
Transportation Equipment Outlay	5060406000	6,454,000.00	0.00	6,454,000.00	0.00	0.00	0.00	0.00	0.00	0.00	0.00	0.00	0.00	0.00	6,454,000.00	0.00	0.00
Motor Vehicles	5060406001	6,454,000.00	0.00	6,454,000.00	0.00	0.00	0.00	0.00	0.00	0.00	0.00	0.00	0.00	0.00	6,454,000.00	0.00	0.00
Furniture, Fixtures and Books Outlay	5060407000	25,693,370.00	14,000.00	25,707,370.00	101,000.00	0.00	0.00	0.00	101,000.00	0.00	0.00	0.00	0.00	0.00	25,606,370.00	101,000.00	0.00
Furniture and Fixtures	5060407001	20,230,490.00	14,000.00	20,244,490.00	101,000.00	0.00	0.00	0.00	101,000.00	0.00	0.00	0.00	0.00	0.00	20,143,490.00	101,000.00	0.00
Books	5060407002	5,462,880.00	0.00	5,462,880.00	0.00	0.00	0.00	0.00	0.00	0.00	0.00	0.00	0.00	0.00	5,462,880.00	0.00	0.00
Other Property Plant and Equipment Outlay	5060409000	274,000.00	(50,000.00)	224,000.00	0.00	0.00	0.00	0.00	0.00	0.00	0.00	0.00	0.00	0.00	224,000.00	0.00	0.00
Other Property, Plant and Equipment	5060409099	274,000.00	(50,000.00)	224,000.00	0.00	0.00	0.00	0.00	0.00	0.00	0.00	0.00	0.00	0.00	224,000.00	0.00	0.00
Intangible Assets Outlay	5060600000	2,635,000.00	0.00	2,635,000.00	420,949.00	0.00	0.00	0.00	420,949.00	394,639.68	0.00	0.00	0.00	394,639.68	2,214,051.00	26,309.32	0.00
Computer Software	5060602000	2,635,000.00	0.00	2,635,000.00	420,949.00	0.00	0.00	0.00	420,949.00	394,639.68	0.00	0.00	0.00	394,639.68	2,214,051.00	26,309.32	0.00


Department : State Universities and Colleges (SUCs)  
 Agency/Entity : Batangas State University  
 Operating Unit : < not applicable >  
 Organization Code (UACS) : 08 038 0000000  
 Fund Cluster : 05 Internally Generated Funds


(e.g. UACS Fund Cluster: 05-Internally Generated Funds and 06-Business Related Funds)

Particulars	UACS CODE	Approved Budget			Utilizations					Disbursements					Balances		
		Approved Budgeted Revenue	Adjustments (Reductions, Modifications/)	Adjusted Budgeted Revenue	1st Quarter Ending March 31	2nd Quarter Ending June 30	3rd Quarter Ending Sept. 30	4th Quarter Ending Dec. 31	Total	1st Quarter Ending March 31	2nd Quarter Ending June 30	3rd Quarter Ending Sept. 30	4th Quarter Ending Dec. 31	TOTAL	Unutilized Budget	Unpaid Obligations	
																Due and Demandable	Not Yet Due and Demandable
1	2	3	4	5=[(3+(-)4)]	6	7	8	9	10=(6+7+8+9)	11	12	13	14	15=(11+12+13+14)	16=(5-10)	17	18
<b>SUMMARY</b>																	
<b>A. AGENCY SPECIFIC BUDGET</b>																	
Computer Software	5060602000	2,635,000.00	0.00	2,635,000.00	420,949.00	0.00	0.00	0.00	420,949.00	394,639.68	0.00	0.00	0.00	394,639.68	2,214,051.00	26,309.32	0.00
<b>GRAND TOTAL</b>		837,379,400.00	0.00	837,379,400.00	54,831,677.98	0.00	0.00	0.00	54,831,677.98	45,142,059.37	0.00	0.00	0.00	45,142,059.37	782,547,722.02	6,738,815.04	2,950,803.57

  
RAMOS, ROMEO LANDICHO  
 Budget Officer  
 Date:

  
LACORTE, SHARMAINE PAULINE PUYO  
 Chief Accountant  
 Date:

  
RAMOS, ROMEO LANDICHO  
 Director, FMS  
 Date:

  
RONQUILLO, TIRSO ALCOS  
 Agency Head  
 Date: